

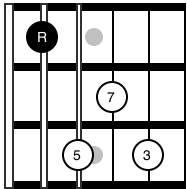
Chord Transformation:

The followings are drop 2 voicing of the most important 7th chords. Pay special attention to one note that differentiates two adjacent chords.

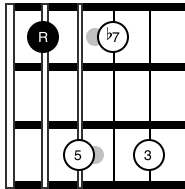
Remember to play with different voicing types, play in 12 keys, and move the shapes up/down a 4th by using The Gap.

<Group 1>

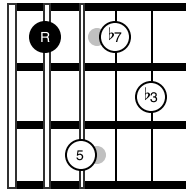
Maj7



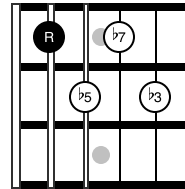
Dom7



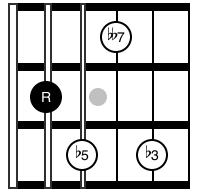
min7



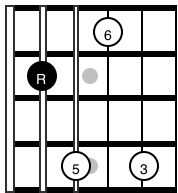
min7(b5)



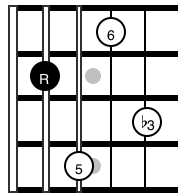
dim7



Maj6

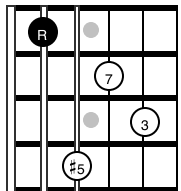


min6

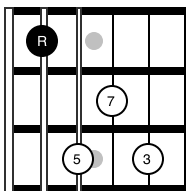


<Group 2>

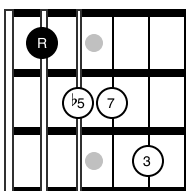
Maj7(#5)
(augMaj7)



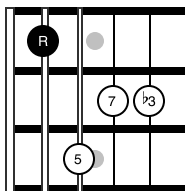
Maj7



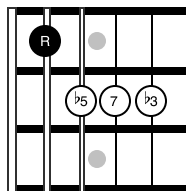
Maj7(b5)



mMaj7

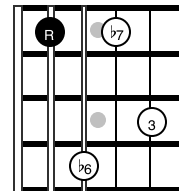


dimMaj7

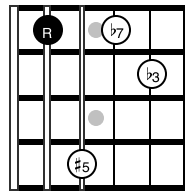


<Group 3>

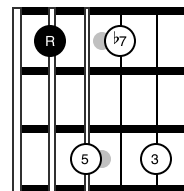
Dom7(#5)
(aug7)



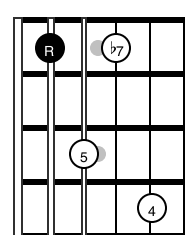
min7(#5)



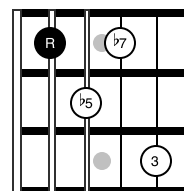
Dom7



7sus4
m7(11)



Dom7(b5)



CHORD CONSTRUCTION:

Major Triad: 1 3 5

Minor Triad: 1 b3 5

Diminished Triad: 1 b3 b5

Augmented Triad: 1 3 #5

Major 7th (Maj7、 Δ 7、Ma7) : 1 3 5 7

Dominant 7th (7) : 1 3 5 b7

Minor 7th (min7、m7、-7) : 1 b3 5 b7

Minor 7th Flat 5 (m7(b5)、 ϕ 7) : 1 b3 b5 b7

Minor Major 7th (m Δ 7、mMaj7) : 1 b3 5 7

Augmented Major 7th (+ Δ 7、Maj7(#5)) : 1 3 #5 7

Augmented 7th (+7、Aug7) : 1 3 #5 b7

Diminished 7th (\circ 7、Dim7) : 1 b3 b5 bb7

Diminished Major 7th (\circ Maj7、dim Δ 7) : 1 b3 b5 7

Major 6th (Maj6、 Δ 6、Ma6) : 1 3 5 6

Minor 6th (min6、m6、-6) : 1 b3 5 6

Dominant 7th sus4 (7sus4) : 1 4 5 b7